

# Livestock Outlook In The Great Plains

James Mintert  
Professor  
Department of Agricultural Economics  
Kansas State University

K-State Research & Extension

## The Problem

- Lack of economic education
  - Ag Econ 100
- Understanding of factors that influence cattle and beef prices is poor
  - Myriad factors affect prices
  - Often moving in different directions
    - Difficult to sort out what's happening

K-State Research & Extension

## The Problem

- Cattle prices are volatile
  - Slaughter cattle
  - Feeder cattle (by weight class)
  - Beef prices
  - Live cattle futures prices
  - Feeder cattle futures prices
- Supply is variable
  - Short run
    - Cattle slaughter
    - Cattle weights
    - Beef production

K-State Research & Extension

## The Problem

- Supply is variable
  - Intermediate run
    - Cattle on feed
    - Fed cattle marketings
    - Placements of cattle on feed
  - Long run
    - Cattle inventory
    - Beef cow inventory
    - Calf crop
    - Annual slaughter
    - Annual beef production

K-State Research & Extension

## The Problem

- Demand is variable
  - Domestic demand indexes
  - Export demand

K-State Research & Extension

## Responding to Need for Economic Education

- Information is power – so empower producers
- How?
- Write newsletters, radio, & presentations
  - Weekly
  - Longer term (quarterly & monthly)
- Make my computer's "hard drive" available
  - Develop chart library and post on [AgManager.info](http://AgManager.info)
  - Develop databases and post on [Agmanager.info](http://Agmanager.info)
- Goal: Help producers see how underlying supply and demand forces impact prices

K-State Research & Extension

AgManager: Livestock Marketing and Outlook - Mozilla Firefox

http://www.agmanager.info/livestock/marketing/

Home / Livestock & Meat / Marketing

## Livestock & Meat: Marketing

Next Scheduled Site Update: 7.28.06

**Beef Demand**

[Market Outlook \(updated weekly\)](#)

[Livestock Management](#)

[Marketing & Management Extension Bulletins](#) (BSE Bulletin Posted 4.28.05)

**Livestock and Hay Charts (updated 7.21.06)**

[Livestock Databases \(updated 7.21.06\)](#)

[LRP Information \(updated 11.17.05\)](#)

[USDA Market News](#)

[Futures Market Prices](#)

[Extension Presentations \(updated 3.16.06\)](#)

[Link to Barnaby's LRP Feeder Cattle Insurance Info.](#)

[Link to RMA's LRP Premium Calculator](#)

**BarChart**

Aug 06 S. Cattle	82.50	-0.17	-0.21%
Oct 06 S. Cattle	86.20	-0.02	-0.02%
Dec 06 S. Cattle	86.82	-0.05	-0.06%
Feb 07 S. Cattle	89.67	+0.05	+0.06%
Apr 07 S. Cattle	89.22	+0.22	+0.25%
Aug 06 Hogs	66.92	-0.78	-1.16%
Oct 06 Hogs	59.80	-0.90	-1.51%
Dec 06 Hogs	57.12	-0.83	-1.45%
Feb 07 Hogs	58.72	-0.82	-1.39%
Apr 07 Hogs	59.80	-0.88	-1.48%
Aug 07 Hogs	63.15	-0.52	-0.82%
Aug 06 F. Cattle	113.97	+0.02	+0.02%
Oct 06 F. Cattle	113.10	-0.15	-0.13%
Nov 06 F. Cattle	111.82	+0.03	+0.03%
Jan 07 F. Cattle	106.90	+0.15	+0.14%
<b>CBOT Futures</b>			
Jul 06 Corn	253-4	+1-0	+0.40%
Sept 06 Corn	237-6	-1-6	-0.75%
Dec 06 Corn	234-2	-1-6	-0.68%
Jul 06 Soy	602-0	+4-4	+0.75%
Sept 06 Soy	639-0	+4-2	+0.75%
Nov 06 Soy	603-0	+4-0	+0.66%
Jul 06 Wheat	366-0	-10-0	-2.66%
Sept 06 Wheat	390-0	-3-2	-0.83%
Dec 06 Wheat	409-4	-4-0	-0.97%
<b>NYSE Futures</b>			
Jul 06 Wheat	497-0	+2-0	+0.41%
Sept 06 Wheat	485-0	+4-4	+0.90%
Dec 06 Wheat	497-4	-4-4	-1.00%
<b>Stock Market</b>			
Russell 2000	687.72	+9.72	+1.39%
NYSE Composite	8115.77	-34.00	-0.42%
Aug 06 Crude Oil	73.08	+0.42	+0.58%

AgManager: Livestock and Meat Marketing - Mozilla Firefox

http://www.agmanager.info/livestock/marketing/graphs/default.asp

Home / Livestock & Meat / Marketing / Livestock Charts

## Livestock & Meat: Marketing

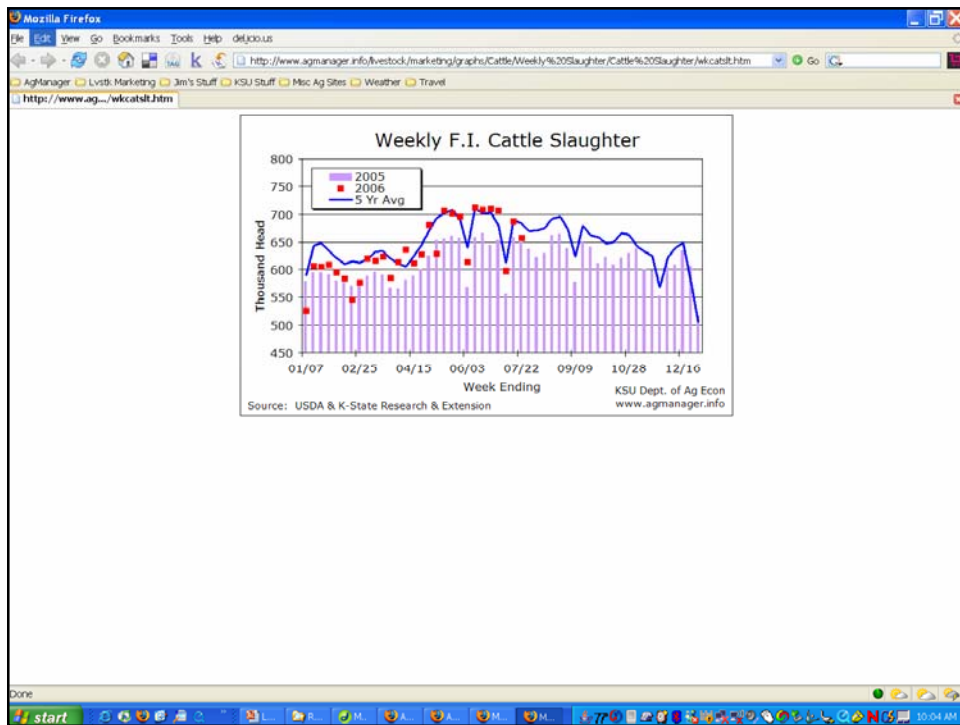
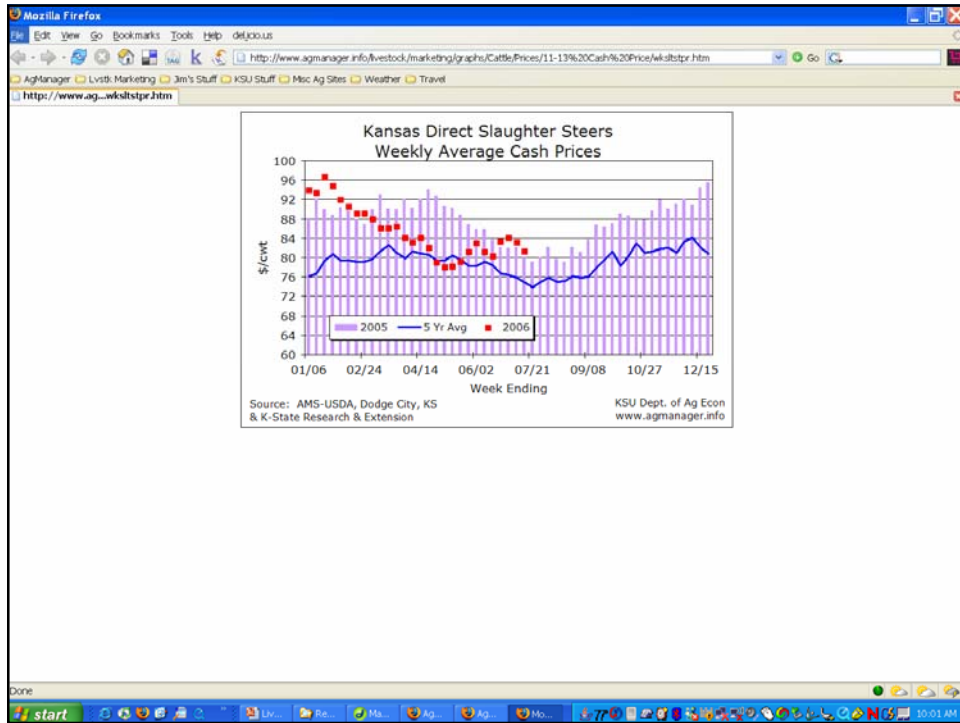
- Price Charts
- Basis Charts
- Weekly Slaughter Charts
- Cattle Cycle Charts
- Livestock Feeding Returns Charts
- Meat Demand Charts
- Soybean Supply & Demand Charts
- Forecast Price Charts
- Hay Price Charts
- Monthly Slaughter Charts
- Cattle on Feed Charts
- Meat Trade Charts
- Corn Supply and Demand Charts
- Wheat Supply & Demand Charts

**Price Charts**

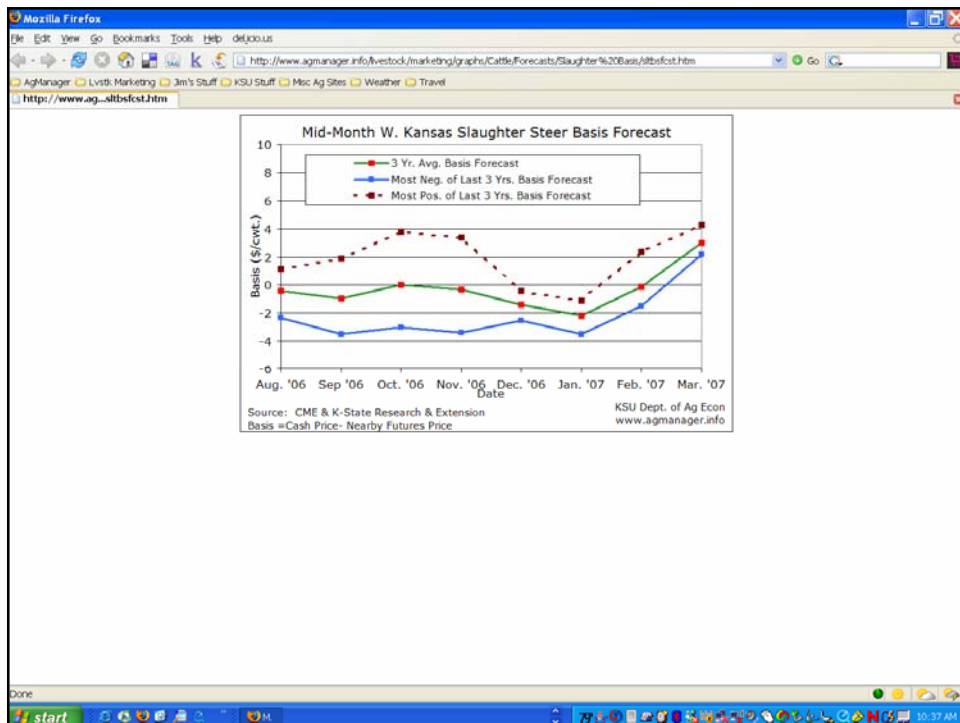
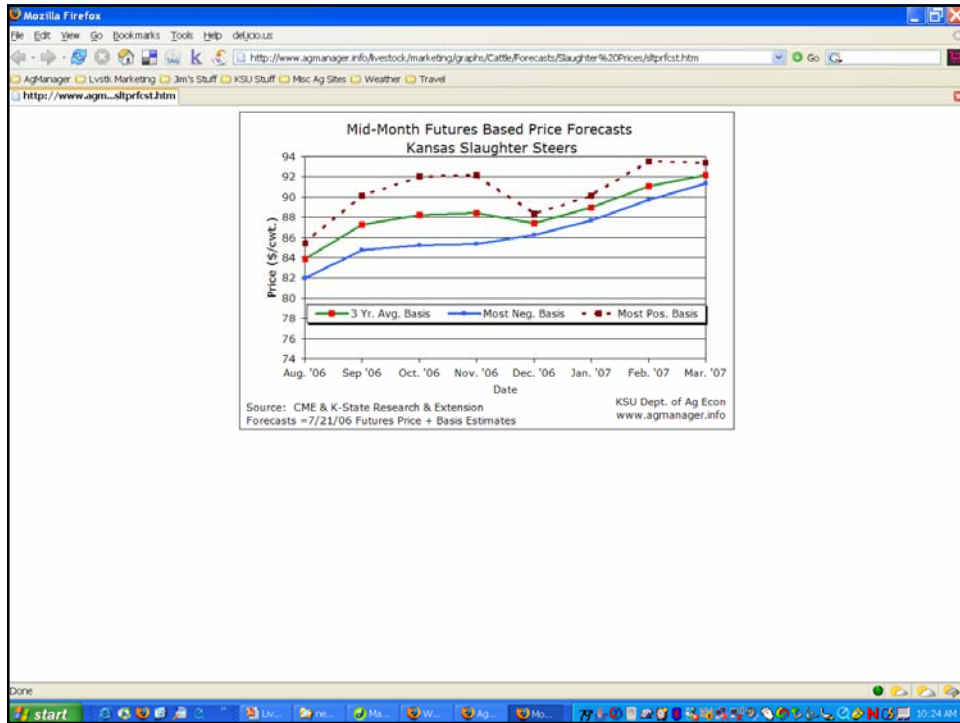
Title	HTML	Date
Kansas Combined Auction Weighted Average 500-600 Lb. Feeder Steers	View	7/21/06
Kansas Combined Auction Weighted Average 700-800 Lb. Feeder Steers	View	7/21/06
Kansas Direct Slaughter Steers	View	7/21/06
So. Alberta, Canada 500-600 Lb. Feeder Steers	View	7/21/06
So. Alberta, Canada 700-800 Lb. Feeder Steers	View	7/21/06
Alberta Canada Direct Slaughter Steers	View	7/21/06
Choice Boxed Beef Prices	View	7/21/06
Choice-Select Boxed Beef Spread	View	7/21/06
Nebraska Combined Auction Weighted Average 500-600 Lb. Feeder Steers	View	7/21/06
Nebraska Combined Auction Weighted Average 700-800 Lb. Feeder Steers	View	7/21/06
Nebraska Direct Slaughter Steers	View	7/21/06
National Base Hog Price	View	7/21/06
National Net Hog Price	View	7/21/06
Pork Cutout Value	View	7/21/06

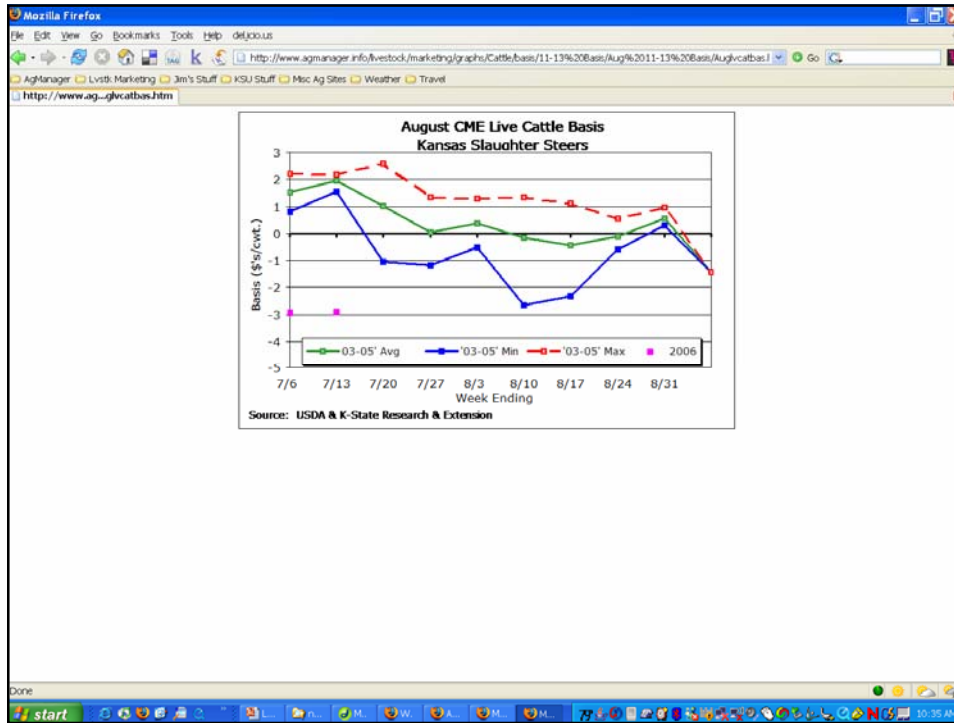
**Basis Charts**

Title	HTML	Date
Dodge City Feeder Steer and Western Kansas Direct Slaughter Steer Basis (Listed by month w/weight class)	View	7/21/06









Mozilla Firefox

http://www.agmanager.info/livestock/marketing/database/default.asp

AgManager / Livestock & Meat / Marketing / Livestock Databases

## Livestock & Meat: Marketing

### Livestock Databases

- Cattle and Beef Databases
- Hogs and Pork Databases
- International Meat and Livestock Trade

#### Cattle and Beef Databases

Title	Updated	File Size	Spreadsheet
Monthly Feeder Cattle and Western Kansas Slaughter Cattle Prices (includes value of gain and seasonal indexes)	07.05.06	0.5 MB	<a href="#">Download</a>
Comparison of Original and Corrected Daily USDA Boxed Beef Cutout Values Under Mandatory Price Reporting (April 2001 to May 2001)	May 2001	0.2 MB	<a href="#">Download</a>
Monthly Dodge City Feeder Cattle and Western Kansas Slaughter Cattle Prices (includes quarterly/annual prices, seasonal indexes)	04.28.06	1.4 MB	<a href="#">Download</a>
Monthly Cattle Supply Data	07.21.06	3.5 MB	<a href="#">Download</a>
Weekly Dodge City Feeder Cattle and Western Kansas Slaughter Cattle Prices (includes steer and heifer basis tables and charts)	07.21.06	6.5 MB	<a href="#">Download</a>
Weekly Cattle Slaughter Data	07.21.06	1.6 MB	<a href="#">Download</a>
Weekly Wholesale Beef Prices	Apr 2002	5.5 MB	<a href="#">Download</a>
Meat Demand Information, including quarterly and annual U.S. meat consumption, retail meat prices, inflation indexes, and beef and pork demand indices (includes actual and projected values)	06.9.06	1.3 MB	<a href="#">Download</a>